

RAPIDO 60

General Specifications

Rapido 60 Trimaran



Designed and Engineered by:

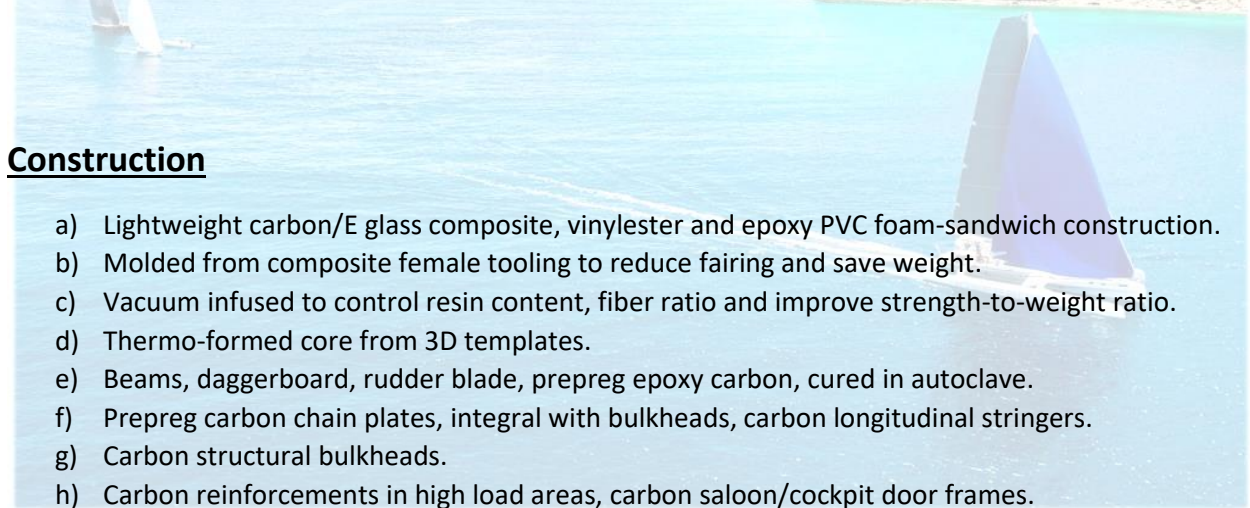


RAPIDO 60

The Rapido 60 is a production trimaran. However, variations can be offered within the bounds of structural constraints. Cost of semi-custom personalization to be determined.

Principal Characteristics

Length	18.1m (59.3 ft)
Beam	11.7m (38.4 ft)
Draft	0.75m (2.5 ft) / 3.3m (11.5 ft)
Displacement (light)	10,000kg (22,046 lb)
Displacement (max load)	12,000kg (26,456 lb)
Headroom (average)	2.1m (6 ft 9")
Mast height above water	25.3m (83 ft)
Mainsail	125 m ² (1345 ft ²)
Solent	71 m ² (764 ft ²)
Staysail	25 m ² (269 ft ²)
Reacher	130 m ² (1399 ft ²)
Asym Spin	225 m ² (2421 ft. ²)



Construction

- a) Lightweight carbon/E glass composite, vinylester and epoxy PVC foam-sandwich construction.
- b) Molded from composite female tooling to reduce fairing and save weight.
- c) Vacuum infused to control resin content, fiber ratio and improve strength-to-weight ratio.
- d) Thermo-formed core from 3D templates.
- e) Beams, daggerboard, rudder blade, prepreg epoxy carbon, cured in autoclave.
- f) Prepreg carbon chain plates, integral with bulkheads, carbon longitudinal stringers.
- g) Carbon structural bulkheads.
- h) Carbon reinforcements in high load areas, carbon saloon/cockpit door frames.
- i) Interior furniture constructed from high strength, lightweight core, custom made composite panels.
- j) All bulk heads are watertight or have no penetrations below the waterline.
- k) CE-A certification.

RAPIDO 60

Finish

- a) Standard exterior finish is white, Aquaguard, gelcoat.
- b) Non-skid on decks, beams, transom and cockpit with choice of color.
- c) Hull bottoms finished with epoxy primer.
- d) Interior living areas finished to Rapido Trimarans' Luxury Yachts standard.

Rigging and sails

Mast, Boom and Shrouds

Carbon rotating mast, carbon boom, aramid Cap shrouds and carbon diamonds, torsional forestay with integrated structural furler.

Running rigging

- a) Mainsail, solent/jib, reacher, stay sail, spinnaker halyards.
- b) Topping lift / spare main halyard.
- c) Lazy cradle jacks / carbon Dyneema truss-wing.
- d) Mainsail traveler lines.
- e) Reef lines and reefing hooks.
- f) Outhaul, cunningham and daggerboard control lines.

Sails

- a) See Options.

Deck and Hulls

Hatches and portlights

- a) 2 x escape hatches.
- b) 13 x Lewmar Atlantic Series opening portlights.
- c) 1 x Lewmar deck hatch in forward cabin.
- d) 2 x Lewmar opening hatches in saloon roof and opening portlights.
- e) 2 x Lewmar opening hatches in aft cabin.
- f) 8 x Rapido flush-deck fiberglass hatches.

RAPIDO 60

Safety

- a) Padeyes for safety harness connections.
- b) Lifelines.
- c) Custom carbon pulpit, aft seats and stanchions.
- d) Survival area with entrance / escape hatch.
- e) Auto fire extinguisher in the engine compartment.
- f) Watertight or no penetration below water line bulkheads.

Deck hardware

- a) Harken mainsail sheet system.
- b) Harken electric traveller system.
- c) Harken self-tacking solent track system.
- d) Harken headsail systems.
- e) Deck gear for headsail furling systems.
- f) Harken mast rotation, cunningham and outhaul controls.
- g) Daggerboard lifting system.
- h) Spinlock / Karver clutches and jammers.

Winches

- a) 2 x Harken Radial **70.2**, 2 speed ST electric primary winches.
- b) 2 x Harken Radial **60.2**, 2 speed ST electric primary winches.
- c) 2 x Harken Radial **60.2**, 2 ST for halyards.
- d) One-handed locking winch handles.

Furlers

Torsional forestay with integrated structural furler for solent/jib (other head sail furlers included in sail packages).

Mooring, anchoring

- a) Maxpower Vertical Retractable bow thruster.
- b) Lewmar anchor windlass with remote control.
- c) 4 x 350mm Antal folding deck cleats/ padeyes.
- d) Anchor/ windlass locker forward of mast base and locker for secondary anchor in fore deck.

RAPIDO 60

Electrical

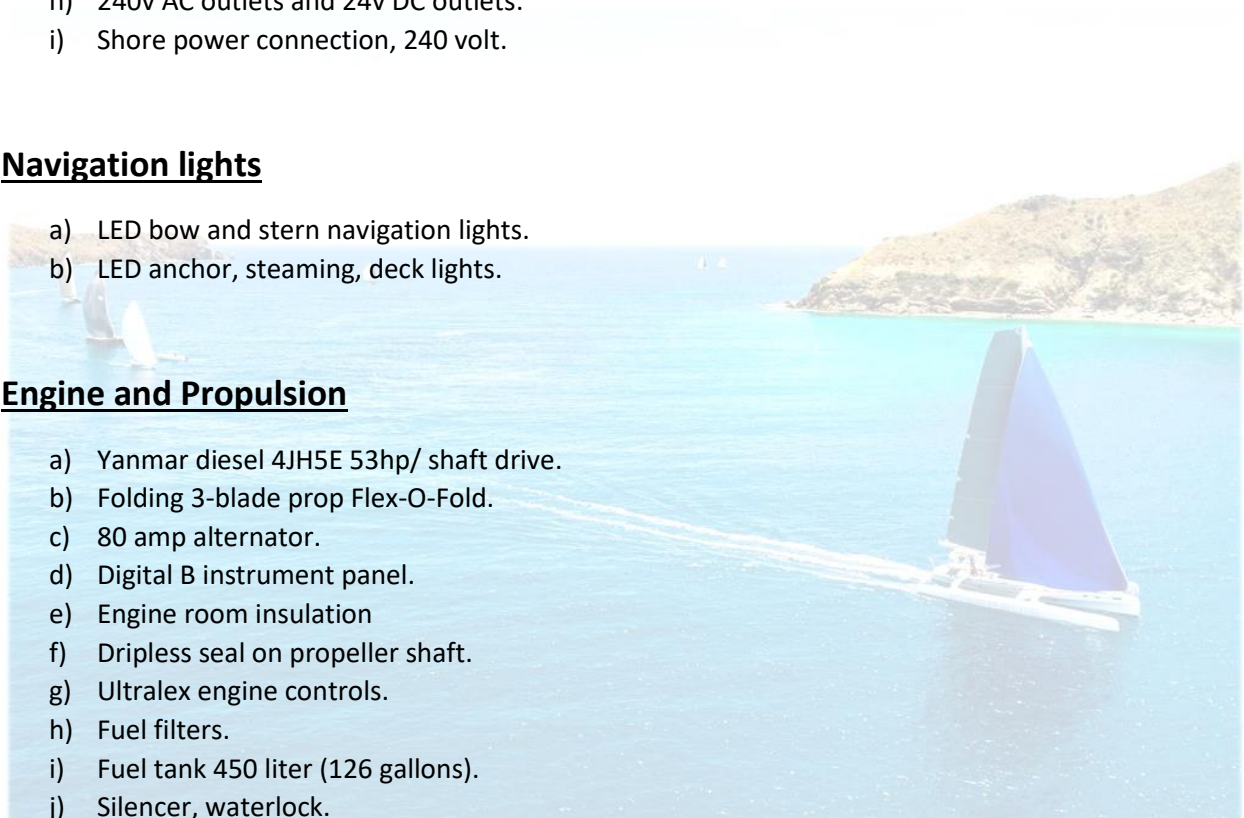
- a) Lithium ion battery bank / 2 x 24/5000 Watts.
- b) Mastervolt Combi Ultra Inverter.
- c) BEP AC Panel 4 x Circuit Breakers plus RCD.
- d) 110amp 24Volt Master Volt alternator (house batteries).
- e) 80 amp 12 volt alternator.
- f) LED lights, down lights, courtesy and strip lights.
- g) 5 x fans.
- h) 240v AC outlets and 24v DC outlets.
- i) Shore power connection, 240 volt.

Navigation lights

- a) LED bow and stern navigation lights.
- b) LED anchor, steaming, deck lights.

Engine and Propulsion

- a) Yanmar diesel 4JH5E 53hp/ shaft drive.
- b) Folding 3-blade prop Flex-O-Fold.
- c) 80 amp alternator.
- d) Digital B instrument panel.
- e) Engine room insulation
- f) Dripless seal on propeller shaft.
- g) Ultralex engine controls.
- h) Fuel filters.
- i) Fuel tank 450 liter (126 gallons).
- j) Silencer, waterlock.
- k) Automatic engine room fire extinguisher system.



RAPIDO 60

Outdoor Fitout

Cockpit, transom, decks and floats

- a) Carbon bimini with sliding windscreen.
- b) 1.2m wide carbon fiber helm seat / leaning post.
- c) Saloon / cockpit windows, removable (stored into cockpit wall).
- d) 2 x storage lockers under large cockpit seats with dedicated wet weather and separate shoe storage.
- e) Swim platform / ladder on transom.
- f) Hot and cold shower on transom.
- g) Extra large storage/ survival area 2m (6' 6") x 2.9m (9' 6") x 1.3m (4' 3") under the cockpit sole with escape hatch.
- h) 4.8m (15' 9") long storage area in floats with Rapido custom built, watertight, extra large hatches to accommodate paddle boards / bikes.
- i) Four separate watertight compartments per float.
- j) Padeyes for mooring lines and fenders.
- k) The area forward of the mast base has been designed to be used as a sundeck area.
- l) Dyneema knotless trampoline nets.

Interior Fitout

- a) All interior components, lightweight, cored panels.
- b) Cabinetry, matching timber veneers / laminates / solids.
- c) Bulkheads, matching timber veneers / laminates / solids.
- d) Soles cork, ceilings Rapido luxury finishes.
- e) High quality fabrics and foams.
- f) Choice of colors to be agreed with customer.
- g) Removable cushion and mattress covers for easy wash and replacement.

Saloon

- a) Saloon / cockpit removable windows.
- b) Double opening / fold-up entry doors, with drop in storm wash board at saloon entrance, provides completely open access from cockpit to saloon.
- c) Two opening vertical hatches in saloon (with classic coach roof).
- d) Coffee / dining table.
- e) Upholstered sofa seating in saloon / double bunk.
- f) Led lighting.
- g) Three (3) x fans.

RAPIDO 60

Nav station

- a) Opening chart table.
- b) Reading red / white light with flexible arm.
- c) BEP AC Panel 4 x Circuit Breakers plus RCD.

Heads

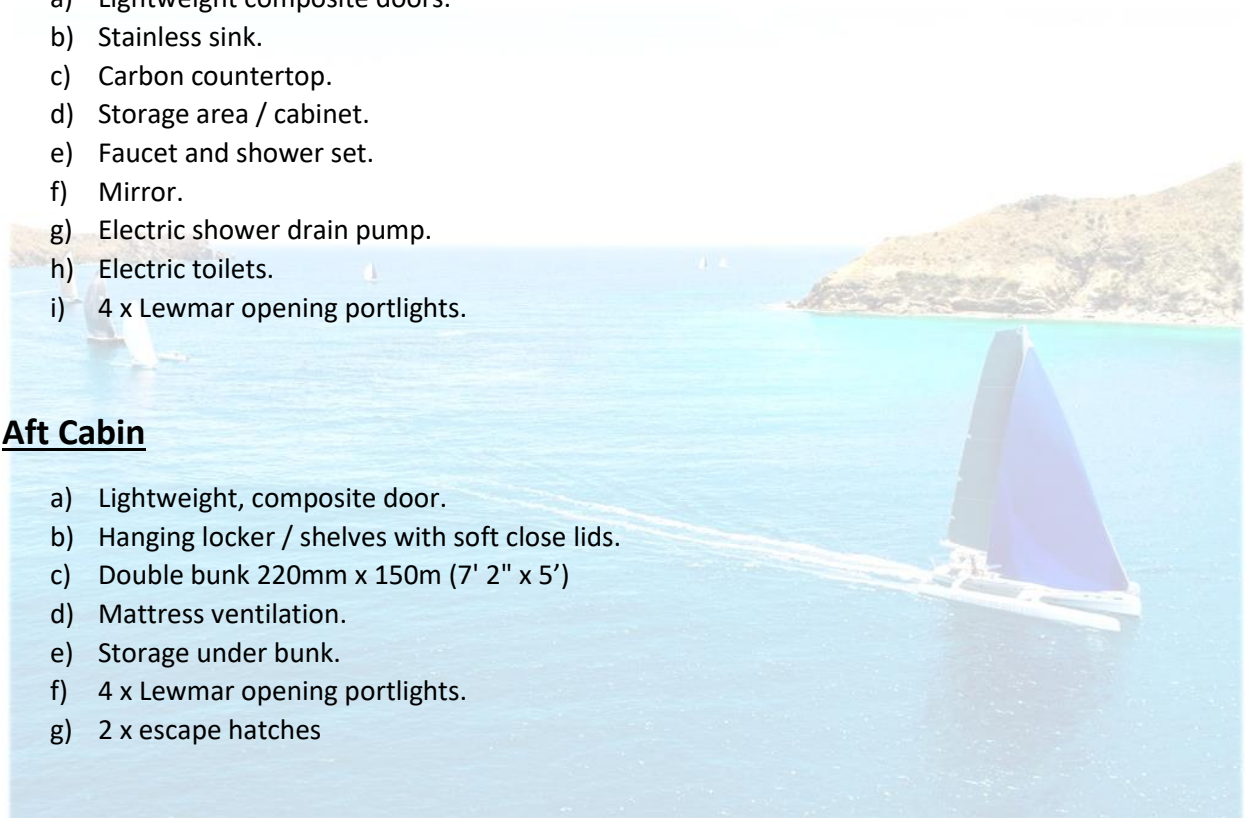
- a) Lightweight composite doors.
- b) Stainless sink.
- c) Carbon countertop.
- d) Storage area / cabinet.
- e) Faucet and shower set.
- f) Mirror.
- g) Electric shower drain pump.
- h) Electric toilets.
- i) 4 x Lewmar opening portlights.

Aft Cabin

- a) Lightweight, composite door.
- b) Hanging locker / shelves with soft close lids.
- c) Double bunk 220mm x 150m (7' 2" x 5')
- d) Mattress ventilation.
- e) Storage under bunk.
- f) 4 x Lewmar opening portlights.
- g) 2 x escape hatches

Forward Cabin

- a) Lightweight, composite door.
- b) Hanging locker / shelves with soft close lids.
- c) Double bunk 220m x 150m (7'.2" x 5').
- d) Mattress ventilation.
- e) Storage under bunk.
- f) 1 deck hatch.
- g) 1 x escape hatch.
- h) 4 x Lewmar opening port lights.



RAPIDO 60

Galley

- a) Shelves cabinets, drawers with soft-close and latches.
- b) Carbon countertop.
- c) 130 liter (34.3 gallons) Vitrifrigo two-drawer fridge / freezer.
- d) Large stainless steel sink.
- e) Wallas 2 burners diesel stove top and oven.
- f) Hot and cold pressurized fresh water with Franke faucet.
- g) Hot/ cold sink faucet.

Plumbing - fresh water system

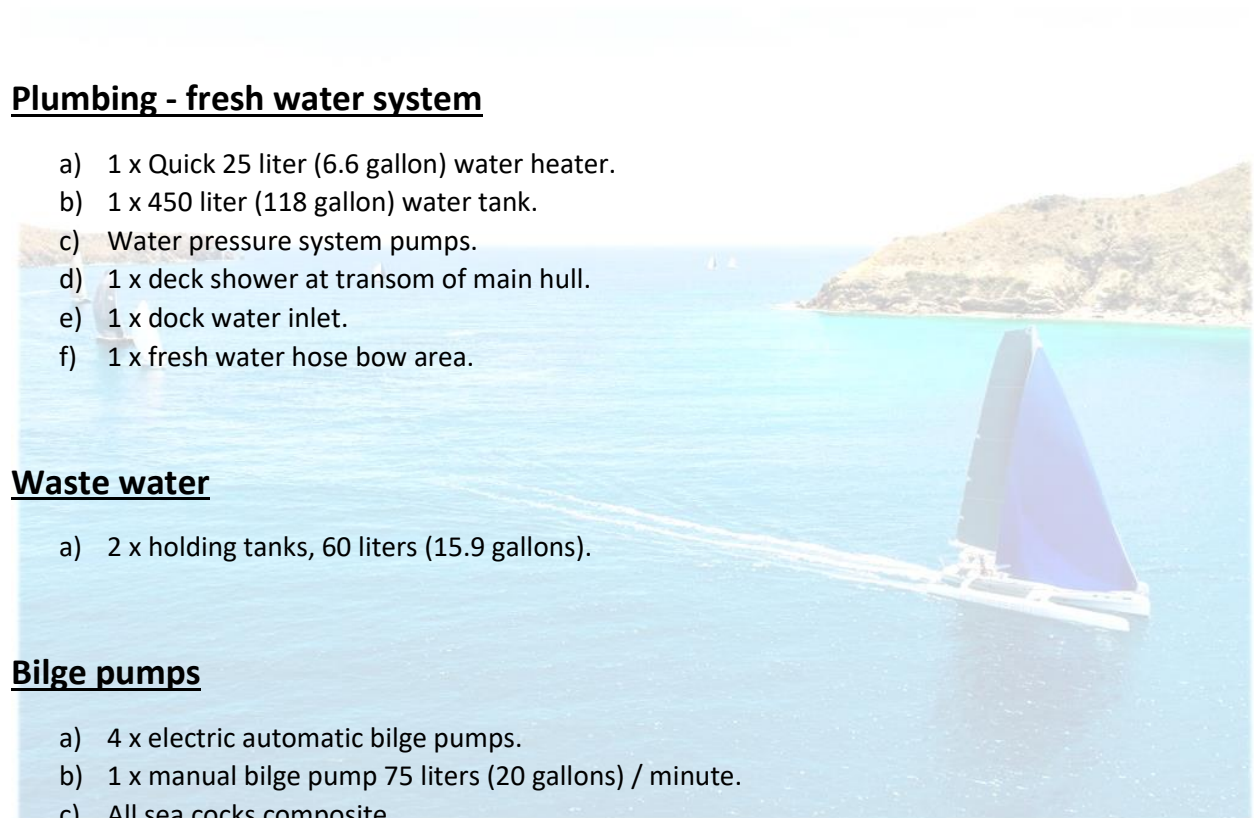
- a) 1 x Quick 25 liter (6.6 gallon) water heater.
- b) 1 x 450 liter (118 gallon) water tank.
- c) Water pressure system pumps.
- d) 1 x deck shower at transom of main hull.
- e) 1 x dock water inlet.
- f) 1 x fresh water hose bow area.

Waste water

- a) 2 x holding tanks, 60 liters (15.9 gallons).

Bilge pumps

- a) 4 x electric automatic bilge pumps.
- b) 1 x manual bilge pump 75 liters (20 gallons) / minute.
- c) All sea cocks composite.



RAPIDO 60

Steering and rudder blade

- a) Single wheel Jefa custom steering system includes torsion bar and universal joint complete with autopilot drive.
- b) Carbon rudderblade manufactured from CNC milled tooling, cured at elevated temperature and pressure in autoclave
- c) Emergency rudder blade

OPTIONS

See separate OPTIONS document.



RAPIDO 60

For further information



*Please speak directly with Rapido Trimarans' Co founders,
Paul Koch and / or Richard Eyre:*

Paul Koch

Ph (incl. WhatsApp): +84 939 040 201

E. paul@rapidotrimarans.com

Richard Eyre

Ph (incl. WhatsApp): +84 939 040 201

E. richard@rapidotrimarans.com

www.rapidotrimarans.com